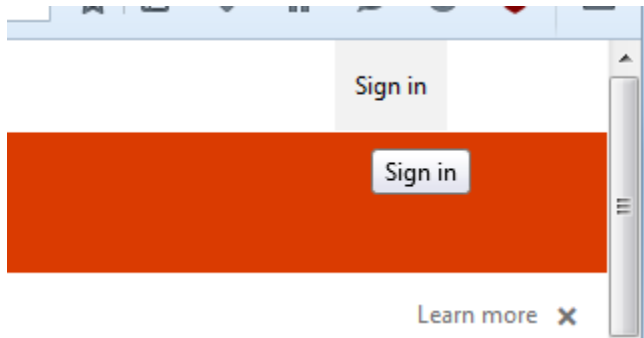


Office 365 for Home

Go to <https://office.com>



Sign in with:

<your school username>**@AshfieldSchool.OnMicrosoft.com**

Use your school password:



Sign in with your work or school account

stonthco11@ashfieldschool.onmicrosoft.com

•••

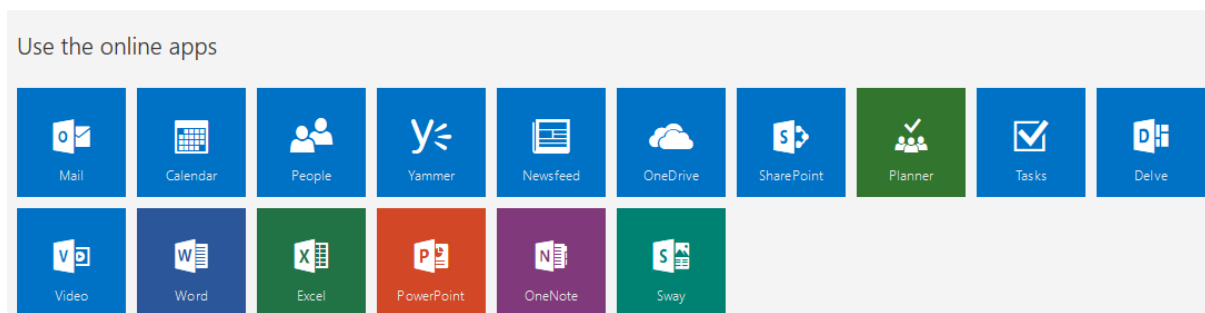
Keep me signed in

Sign in

[Can't access your account?](#)

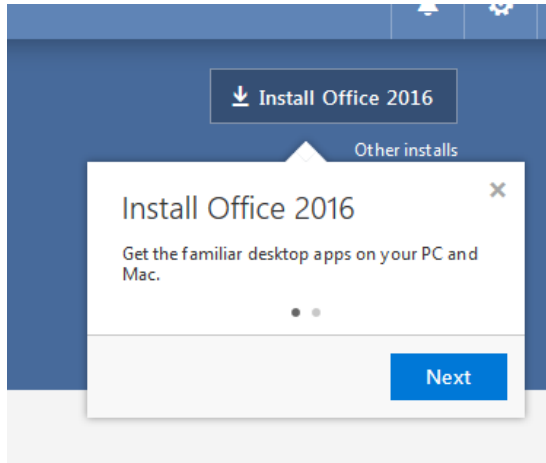
This will take you to the download page.

From here you can either use **Office Online** (using the buttons at the bottom of the page),

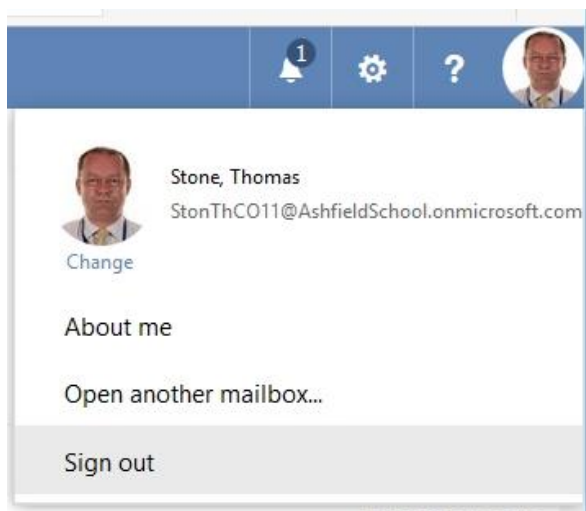


or click the 'Install Office 2016' button and the Office package will download and install to your home PC or Mac.

Please note! This will install the full version of Office, and although the download will continue in the background it will transfer a substantial amount of data (approx. 600-700Mb).



To log out, click the avatar, top right:



When you start one of the Office programs for the first time you will need to sign-in by re-entering the same details that you put in on the website above.

This installation is valid for as long as you are at Ashfield School. When your network account is disabled/ removed the installation will no longer be valid and you will be required to either uninstall or purchase it.